

Kindergarten Blizzard Bag Day 7



Transylvania County Schools - Kindergarten

Blizzard Bag Day #7 - Parents, please initial beside each completed activity. Place all completed work and materials inside the bag and return to school.

***Phonics/Writing**

_____ Complete the Syllable Count page.

*** Reading**

_____ Read the book **We Give Away** (fiction). Complete the following steps with the book.

- Before Reading:

Take a picture walk through the book. Let your child tell you about the pictures on each page or even ask you questions about the pictures.

- Ask

- What is the author's job? What is the illustrator's job?
- What story clues are in the title and the pictures?
- Is this fiction or nonfiction? How do you know?

- After Reading:

- Ask

- Who was in the story (characters)?
- Where did the story take place (setting)?
- Tell me what happened at the beginning of the story? Next? At the end?

- In this book, you read about some of the things a boy and his mom decide to give away. Use the top half of the writing paper to draw a picture of an item you might give away. Use the bottom half to write about it. Remember your picture and writing should match. Color if you would like.

***Math**

_____ Play the board game, "Ladybug Spots": Students can use counters (pennies, cereal pieces, small toys, etc...) to help them solve the math facts.



1. Place 5 counters on the ladybug.
2. Player 1 closes his/her eyes and player 2 takes some of the counters off the ladybug.
3. Player 1 looks at the ladybug and determines how many counters player 2 took off.
4. To check, players count the counters removed together.
5. Players take turns removing counters and determining how many were removed.

Variation/Extension: Player 1 places counters on the ladybug. Player 2 determines how many need to be added to the ladybug to make five (says "add__"), and places that number of buttons on the ladybug.

Name _____

Syllable Count


Directions: Read the word in each box and clap the syllables.
Color the correct number of syllables in each word. Color the picture.



heart



cupcake



butterfly

1

2

3

1


2

3

1

2

3



chocolate



flowers



balloon

1

2

3

1

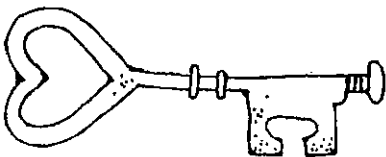
2

3


1

2

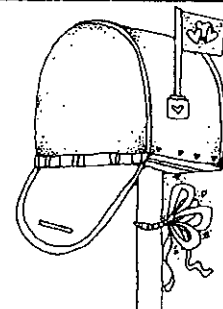
3



key



puppy



mailbox

1

2

3

1

2

3


1

2

3

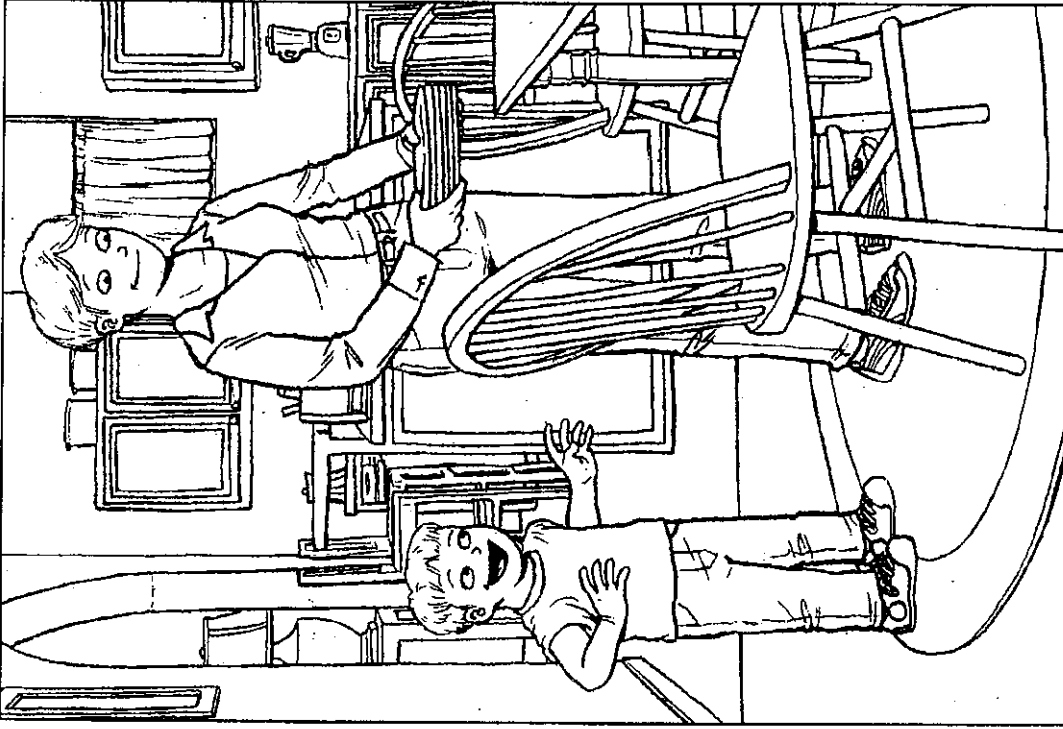
LEVELED BOOK • D

We Give Away




Written by Karen Mockler
Illustrated by Christopher Baldwin


www.readinga-z.com



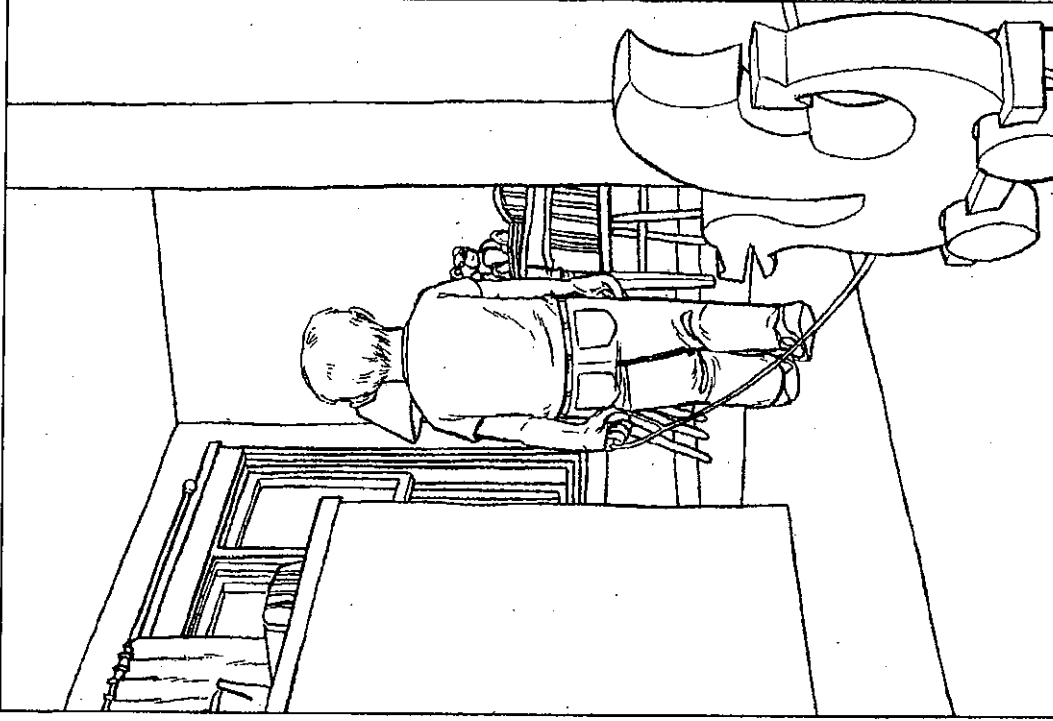
Mom and I are giving
away old things.




I put my old bear
in the pile.



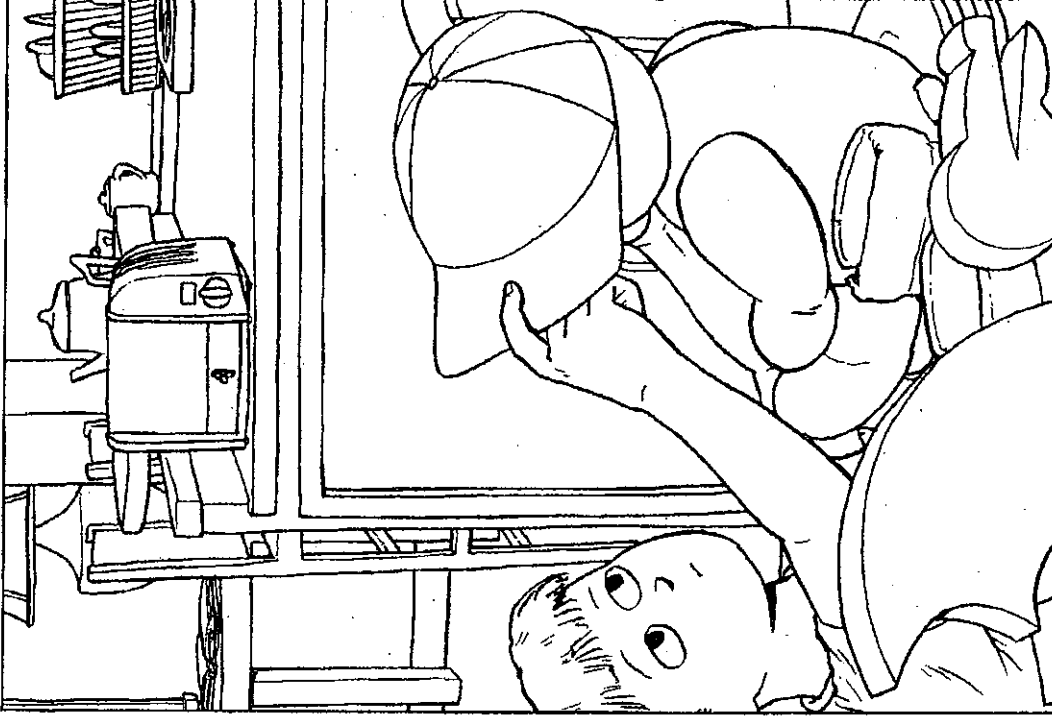
I put my old puzzle
in the pile.



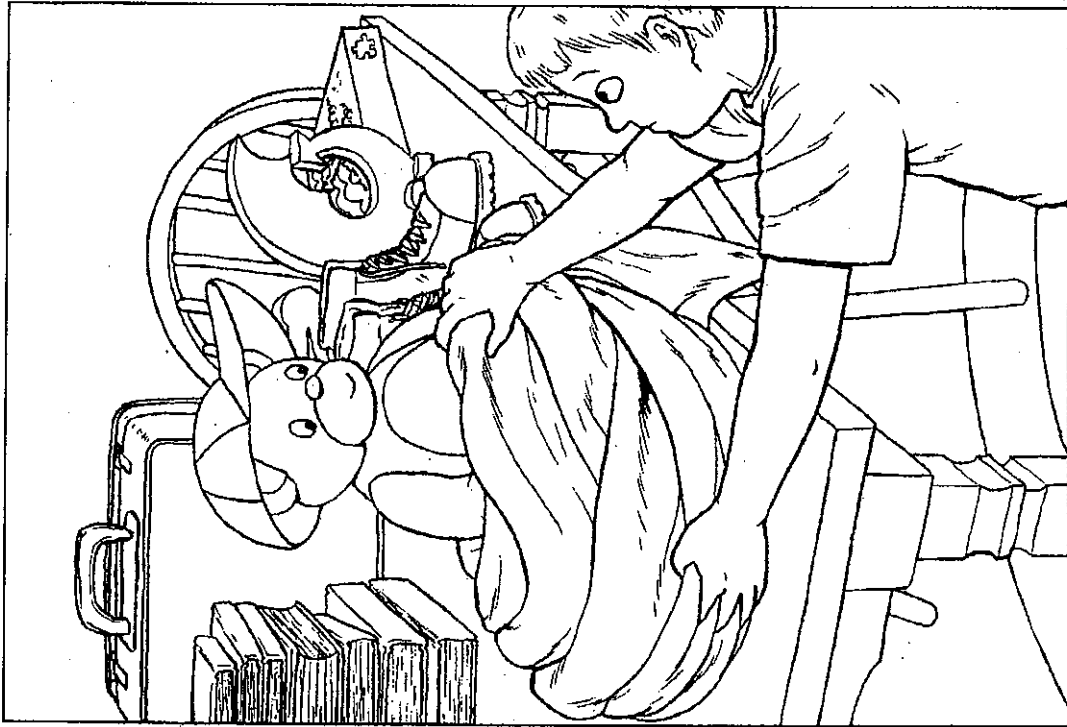
I put my old toy
in the pile.




I put my old boots
in the pile.



I put my old hat
in the pile.



I put my old blanket
in the pile.



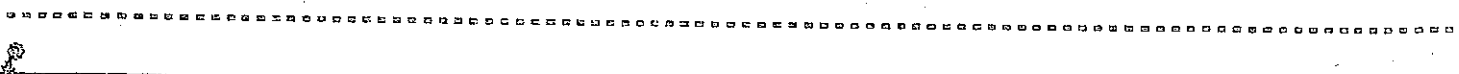
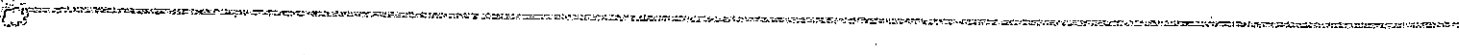





I put my old book
in the pile.



It feels good to give
away old things.



It feels great to keep
my old bear.



Lady Bug Spots

