

Kindergarten Blizzard Bag Day 4



Transylvania County Schools - Kindergarten

Blizzard Bag Day #4 - Parents, please initial beside each completed activity. Place all completed work and materials inside the bag and return to school.

* Reading

_____ Read the book **We Make Cookies**. Ask your child to tell you about the story. Here are some questions you can ask to prompt him/her:


- What is setting of the story?
- Who are the characters?
- What happens in the story? What happens in the beginning, middle and end?
- Why do you think they make cookies?
- What else could the little girl and her dad make?

_____ Use the sequencing sheet to place the cards in the order they happened in the story. If you do not have scissors or glue, just draw the pictures in the correct boxes.

_____ Cut and paste the pictures that have short /a/ vowel sound. If you do not have scissors or glue, just draw the correct pictures in the box.

LEVELED BOOK • B

We Make Cookies




Written by Cheryl Ryan • Illustrated by John Kasper

www.readinga-z.com


We Make Cookies

A Reading A-Z Level B Leveled Book • Word Count: 43



Reading a-z

Visit www.readinga-z.com for thousands of books and materials.



We put in a little salt.




We put in two eggs.



We mix it up.

We Make Cookies • Level B

9



Dad puts it in the oven.
Yum, yum.

Name _____

1

2

3

4

| | | | |
|--|--|--|--|
| | | | |
| | | | |

5

6

7

8




WE MAKE COOKIES • LEVEL B • 1

SKILL: SEQUENCE EVENTS

INSTRUCTIONS: Have students cut out the pictures and place them in the correct order. Have them use the book to check the order.

Name _____

dad

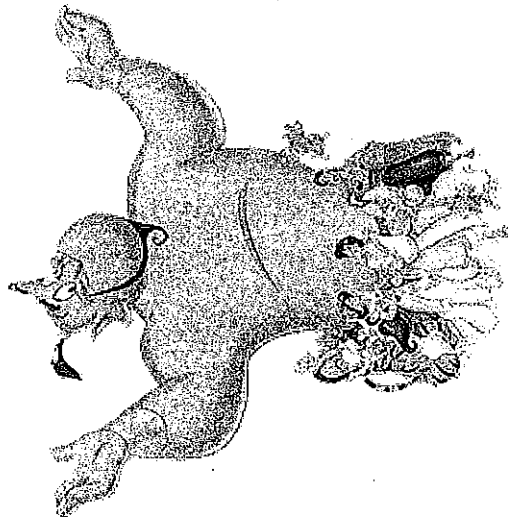



INSTRUCTIONS: Review with students the name of each picture. Then have students cut out the pictures and paste those that contain the short /a/ vowel sound in the box.




Aladdin Addition

| | | | | |
|-----|-----|-----|-----|-----|
| 1+2 | 2+9 | 7+3 | 4+5 | 3+1 |
|-----|-----|-----|-----|-----|




| | | |
|-----|-----|---|
| 2+2 | 5+2 |  |
|-----|-----|---|

↑
Go again

| | | | | | |
|-----|-----|--|-----|-----|-----|
| 5+6 | 4+1 |  | 4+4 | 4+5 | 6+3 |
|-----|-----|--|-----|-----|-----|


← Lose a
turn





| | | |
|-----|-----|-----|
| 3+3 | 2+3 | 0+5 |
|-----|-----|-----|

| | | |
|------|-----|-----|
| 10+2 | 7+4 | 1+4 |
| 6+5 | 1+4 | 9+1 |



| | | | | | |
|-----|-----|-----|-----|--|-----|
| 5+2 | 6+0 | 3+2 | 5+4 |  | 6+6 |
|-----|-----|-----|-----|--|-----|



| | | | | | | |
|-----|-----|-----|-----|--|-----|-----|
| 1+3 | 6+5 | 5+5 | 2+5 |  | 3+7 | 2+1 |
|-----|-----|-----|-----|--|-----|-----|

Number sheet to be used on Days
4, 5, 6

1

2

3

4

5

6